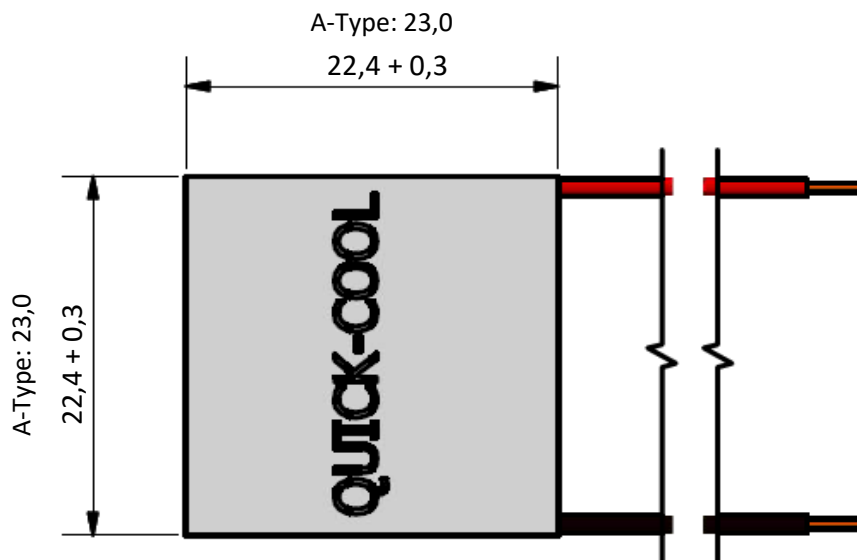
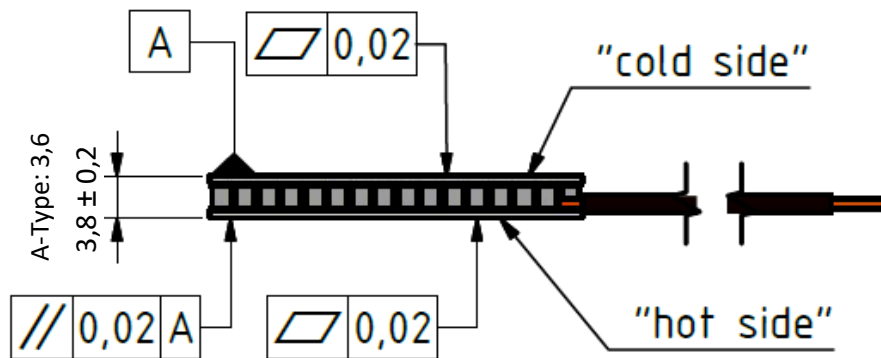


## QC-71-1.0-3.0 X<sub>1</sub>X<sub>2</sub>

I <sub>max</sub> (amp)	3,5 A	ΔT = ΔT <sub>max</sub> ; Th = 25°C ± 0.5 K
U <sub>max</sub> (volt)	8,1 V	ΔT = ΔT <sub>max</sub> ; Th = 25°C ± 0.5 K
ΔT <sub>max</sub> (kelvin)	-72 K	I = I <sub>max</sub> ; Th = 25°C ± 0.5 K; Q = 0 W
Q <sub>max</sub> (watt)	16,7 W	I = I <sub>max</sub> ; Th = 25°C ± 0.5 K; ΔT = 0 K
AC resistance (ohm)	2,09 Ω	25°C ± 0.5 K

Environment: dry air, N<sub>2</sub>  
 tolerances for thermal and electrical parameters ± 10%  
 dimensions in millimeters



OPTIONS: X1=A	T <sub>max</sub> =100°C
X1=M	T <sub>max</sub> =200°C; high cycle resistance
X1=MM	T <sub>max</sub> =200°C; double high cycle resistance
X2=none	not sealed
X2=S	silicone sealed
X2=X	epoxy sealed
other specials: please contact Quick-Ohm	

**cold side and hot side ceramics: Al<sub>2</sub>O<sub>3</sub>, white 96%**  
**RoHS 2002/95/EC compliant**

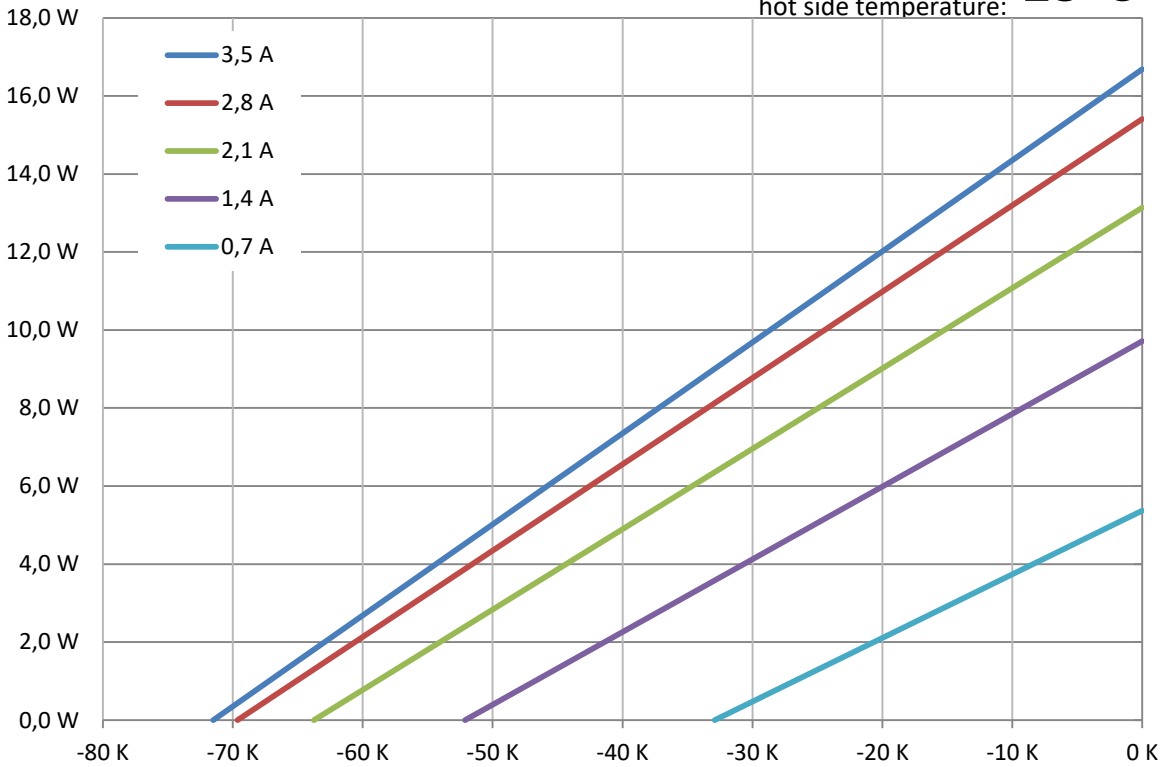
# QC-71-1.0-3.0

$T_{hot}$ :

25°C

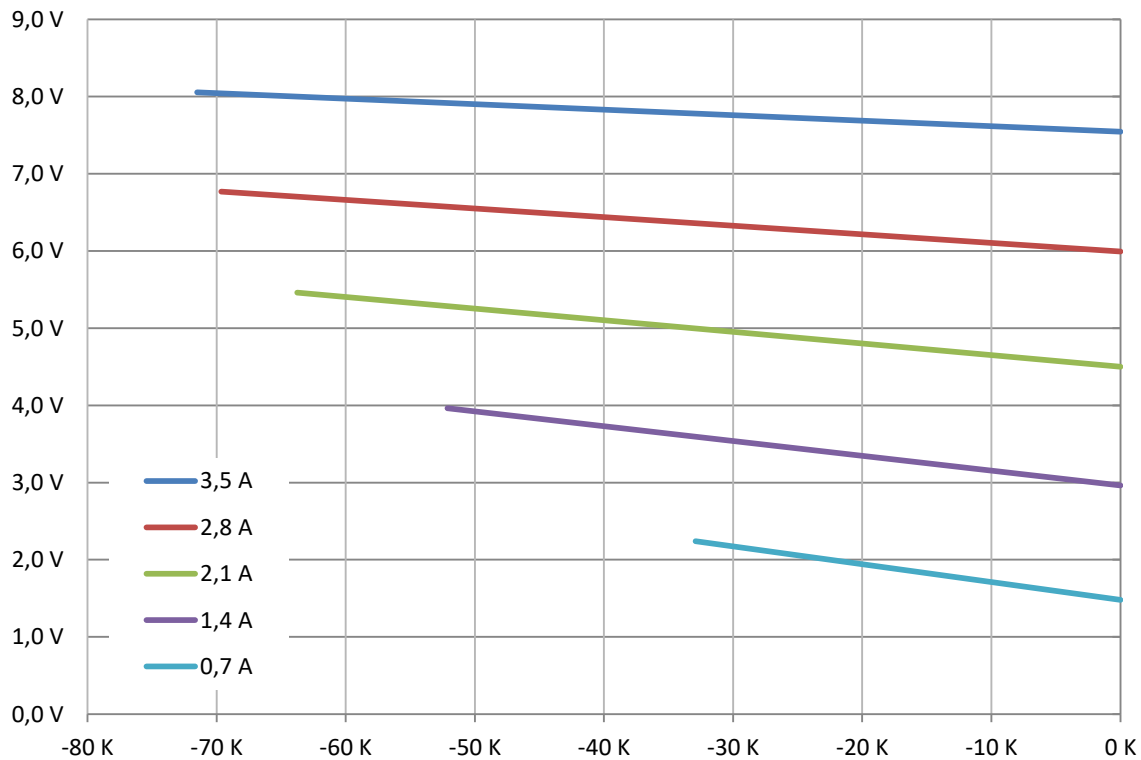
cooling power  
↑

hot side temperature:



←  $\Delta T = T_{cold} - T_{hot}$

↑ module voltage



$R_{th} = 7,89 \text{ K/W}$

←  $\Delta T = T_{cold} - T_{hot}$

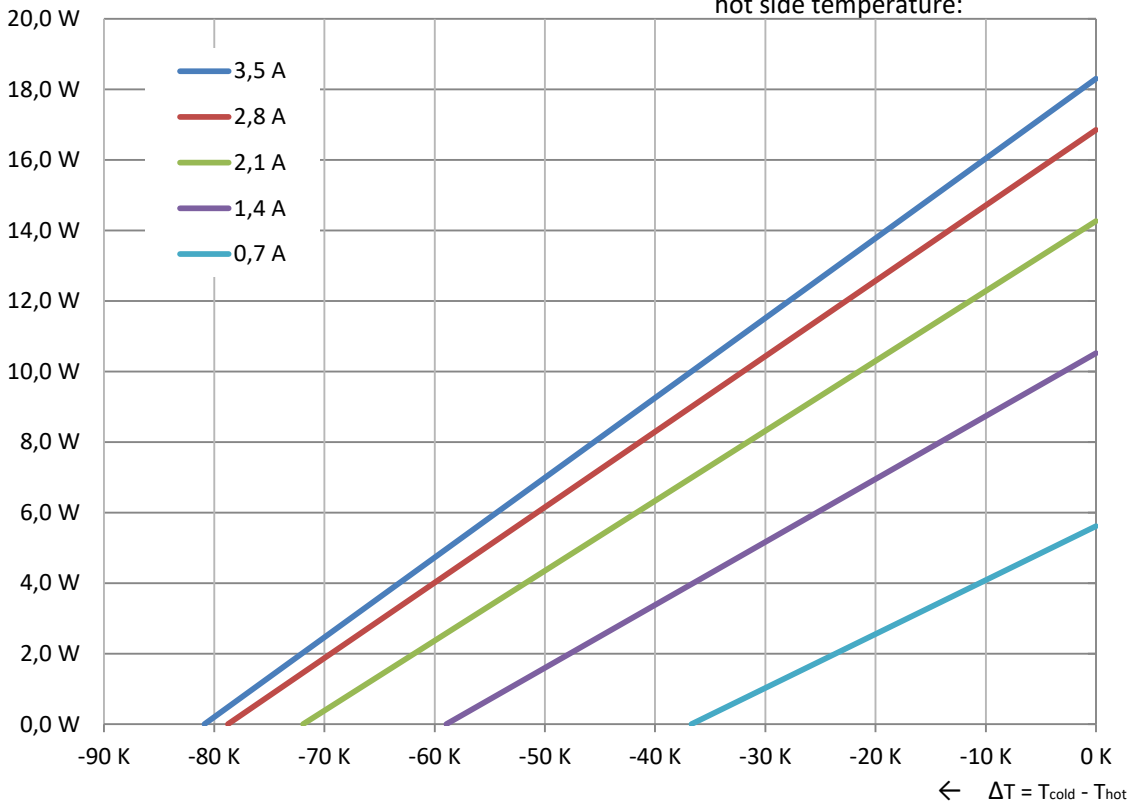
# QC-71-1.0-3.0

$T_{hot}$ :

50°C

cooling power  
↑

hot side temperature:



module voltage

