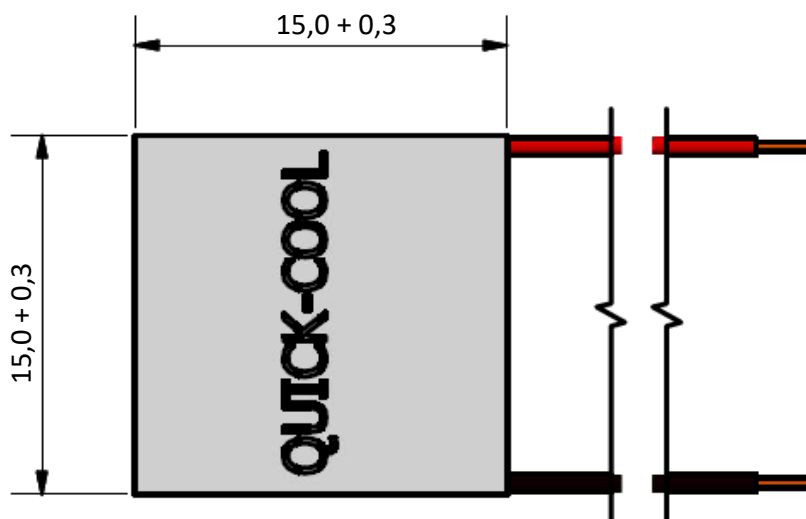
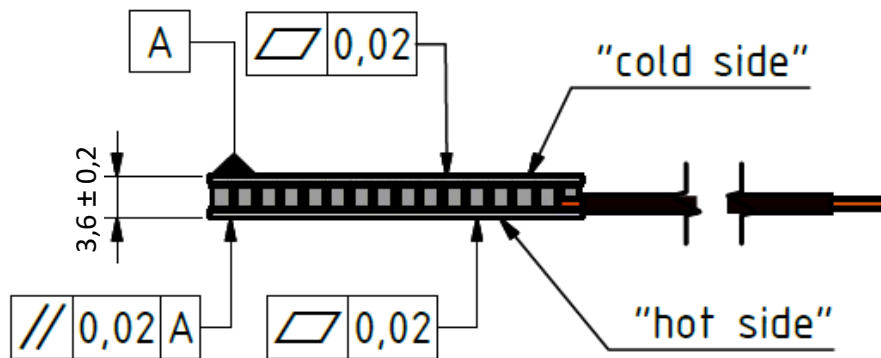


QC-31-1.0-3.9 X₁X₂

I _{max} (amp)	4,3 A	ΔT = ΔT _{max} ; Th = 25°C ± 0,5 K
U _{max} (volt)	3,5 V	ΔT = ΔT _{max} ; Th = 25°C ± 0,5 K
ΔT _{max} (kelvin)	-71 K	I = I _{max} ; Th = 25°C ± 0,5 K; Q = 0 W
Q _{max} (watt)	8,8 W	I = I _{max} ; Th = 25°C ± 0,5 K; ΔT = 0 K
AC resistance (ohm)	0,74 Ω	25°C ± 0,5 K

Environment: dry air, N₂
 tolerances for thermal and electrical parameters ± 10%
 dimensions in millimeters



OPTIONS: X ₁ =A	T _{max} =100°C
X ₁ =M	T _{max} =200°C; high cycle resistance
X ₁ =MM	T _{max} =200°C; double high cycle resistance
X ₂ =none	not sealed
X ₂ =S	silicone sealed
X ₂ =X	epoxy sealed
other specials: please contact Quick-Ohm	

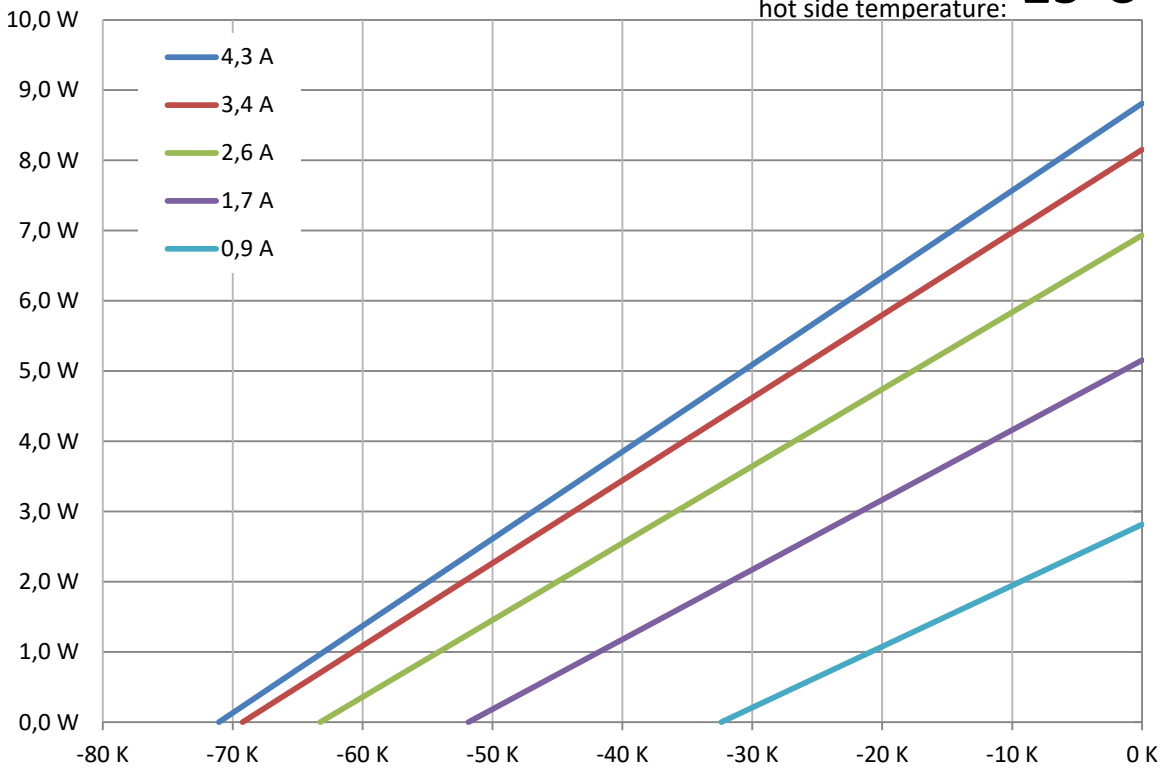
cold side and hot side ceramics: Al₂O₃, white 96%
RoHS 2002/95/EC compliant

QC-31-1.0-3.9

T_{hot} :

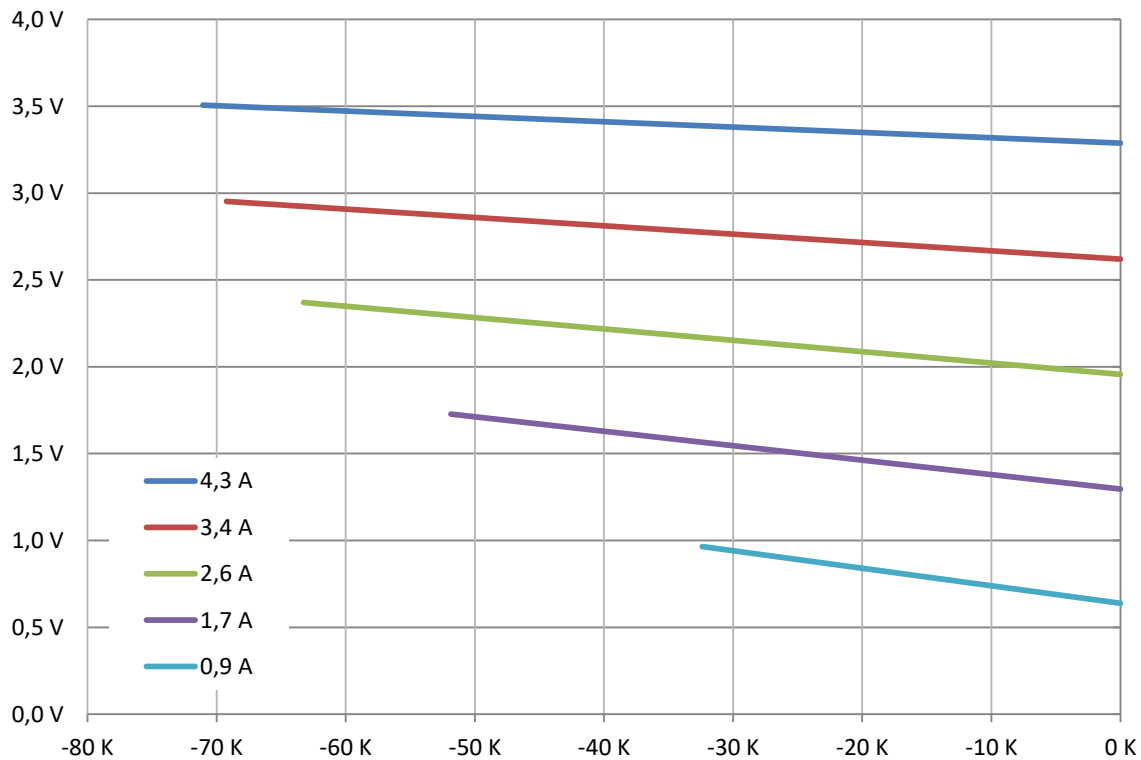
25°C

cooling power
↑



← $\Delta T = T_{cold} - T_{hot}$

↑ module voltage



$R_{th} = 15,01 \text{ K/W}$

← $\Delta T = T_{cold} - T_{hot}$

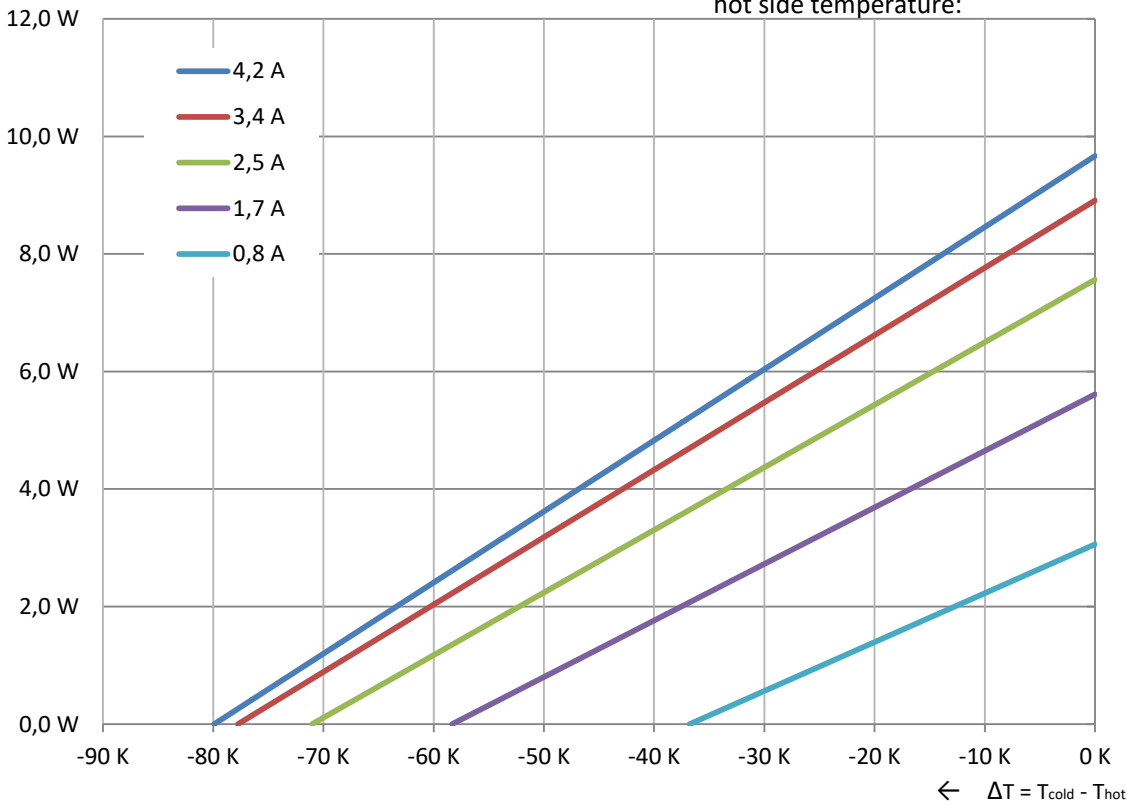
QC-31-1.0-3.9

T_{hot} :

50°C

cooling power
↑

hot side temperature:



module voltage

