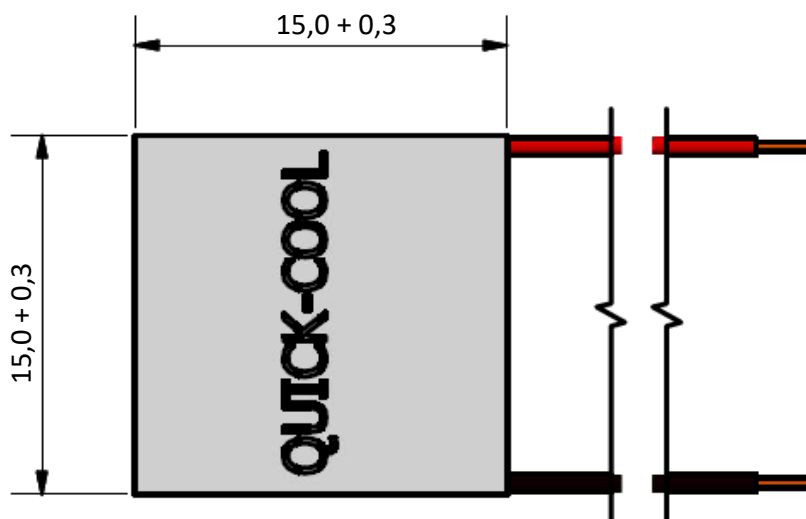
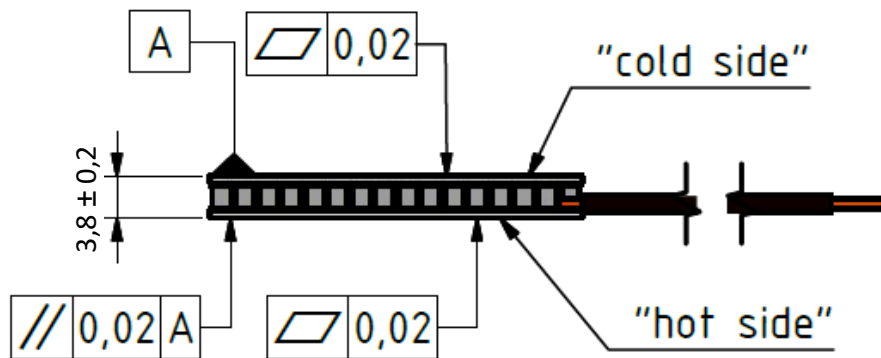


QC-17-1.4-6.0 X₁X₂

I _{max} (amp)	6,5 A	ΔT = ΔT _{max} ; Th = 25°C ± 0.5 K
U _{max} (volt)	1,9 V	ΔT = ΔT _{max} ; Th = 25°C ± 0.5 K
ΔT _{max} (kelvin)	-71 K	I = I _{max} ; Th = 25°C ± 0.5 K; Q = 0 W
Q _{max} (watt)	7,4 W	I = I _{max} ; Th = 25°C ± 0.5 K; ΔT = 0 K
AC resistance (ohm)	0,27 Ω	25°C ± 0.5 K

Environment: dry air, N₂
 tolerances for thermal and electrical parameters ± 10%
 dimensions in millimeters



OPTIONS: X1=A	T _{max} =100°C
X1=M	T _{max} =200°C; high cycle resistance
X1=MM	T _{max} =200°C; double high cycle resistance
X2=none	not sealed
X2=S	silicone sealed
X2=X	epoxy sealed
other specials: please contact Quick-Ohm	

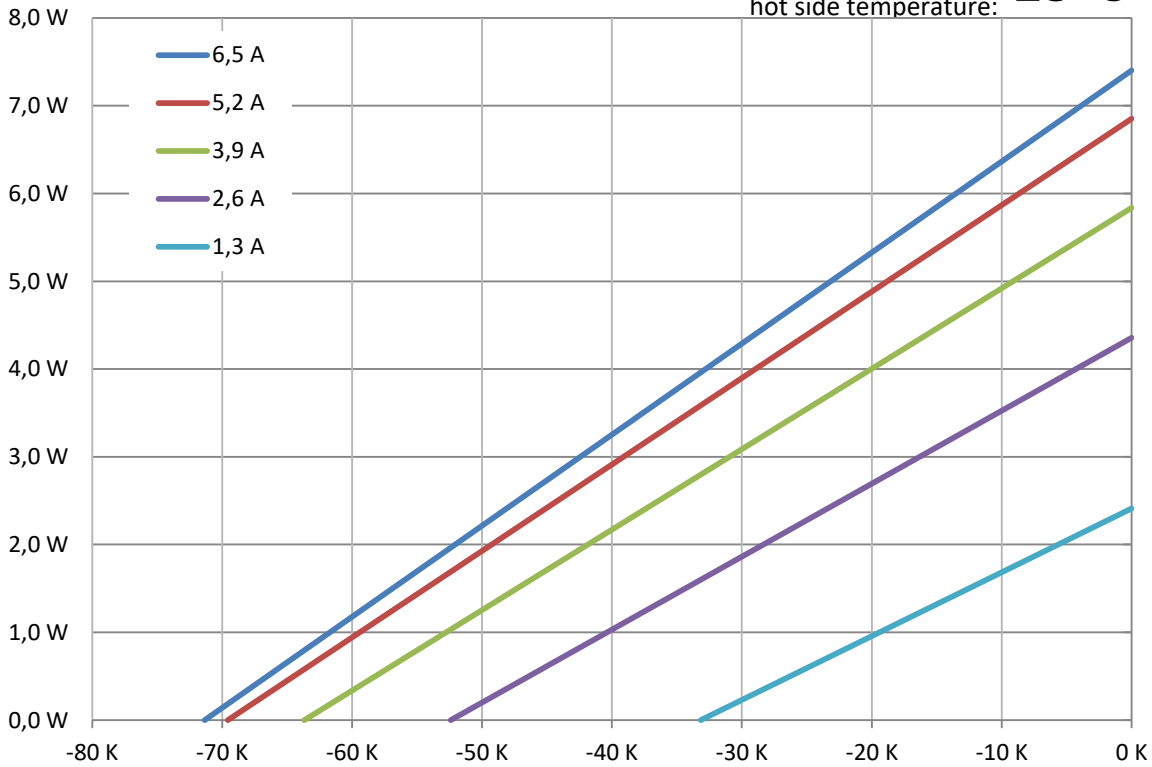
cold side and hot side ceramics: Al₂O₃, white 96%
RoHS 2002/95/EC compliant

QC-17-1.4-6.0

T_{hot} :
25°C

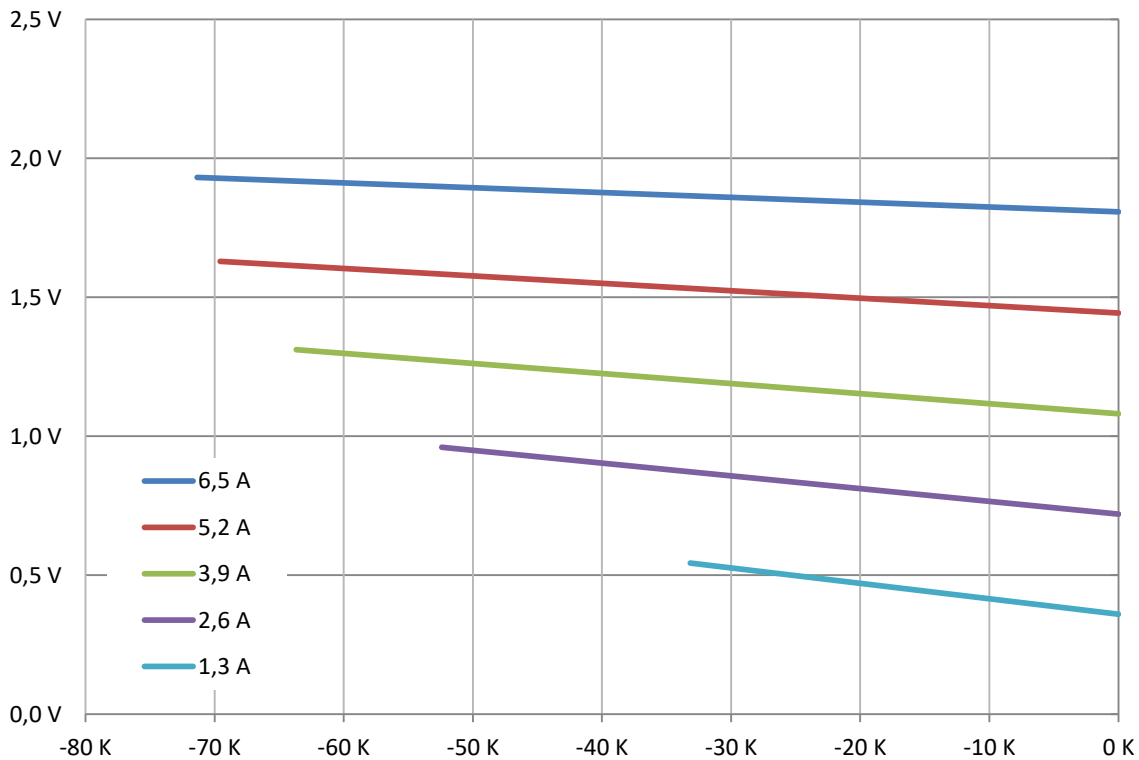
cooling power
↑

hot side temperature:



← $\Delta T = T_{cold} - T_{hot}$

↑ module voltage



$R_{th} = 17,81 \text{ K/W}$

← $\Delta T = T_{cold} - T_{hot}$

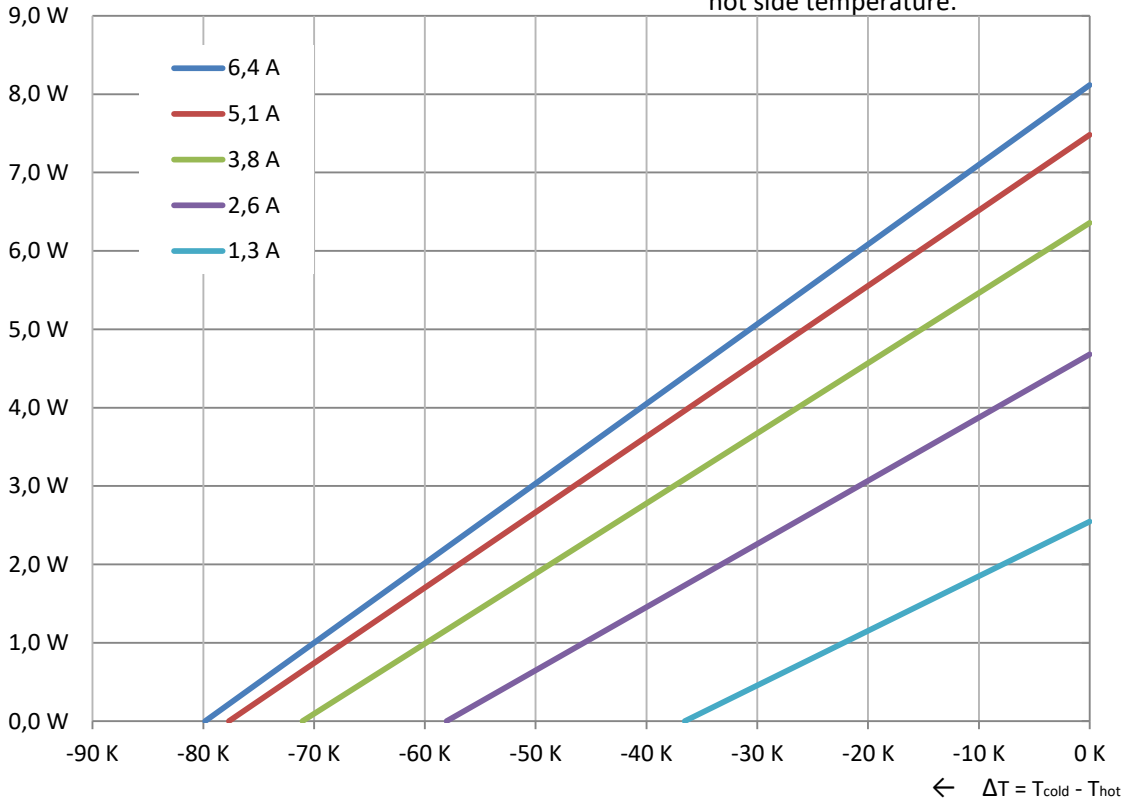
QC-17-1.4-6.0

T_{hot} :

50°C

cooling power
↑

hot side temperature:



module voltage

