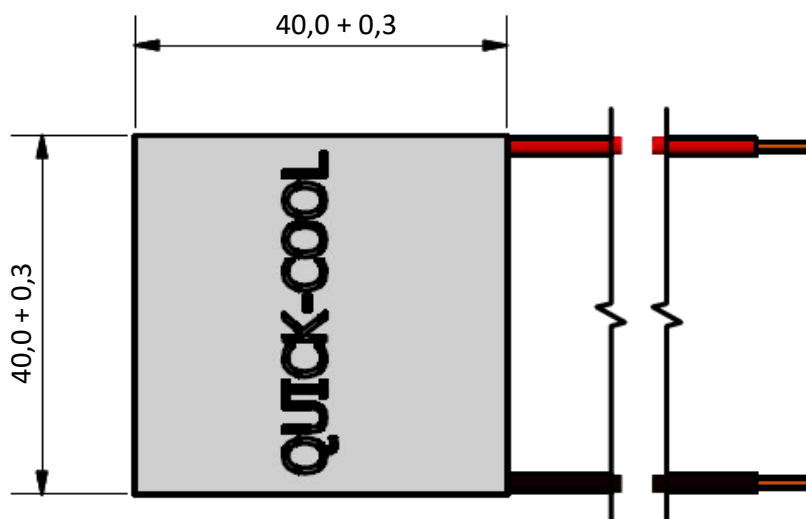
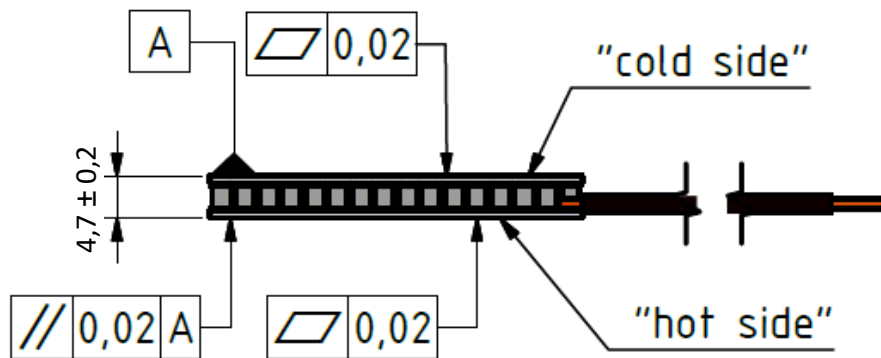


## QC-127-1.4-3.7 X<sub>1</sub>X<sub>2</sub>

I <sub>max</sub> (amp)	4,1 A	ΔT = ΔT <sub>max</sub> ; Th = 25°C ± 0.5 K
U <sub>max</sub> (volt)	14,5 V	ΔT = ΔT <sub>max</sub> ; Th = 25°C ± 0.5 K
ΔT <sub>max</sub> (kelvin)	-72 K	I = I <sub>max</sub> ; Th = 25°C ± 0.5 K; Q = 0 W
Q <sub>max</sub> (watt)	35,1 W	I = I <sub>max</sub> ; Th = 25°C ± 0.5 K; ΔT = 0 K
AC resistance (ohm)	3,26 Ω	25°C ± 0.5 K

Environment: dry air, N<sub>2</sub>  
 tolerances for thermal and electrical parameters ± 10%  
 dimensions in millimeters



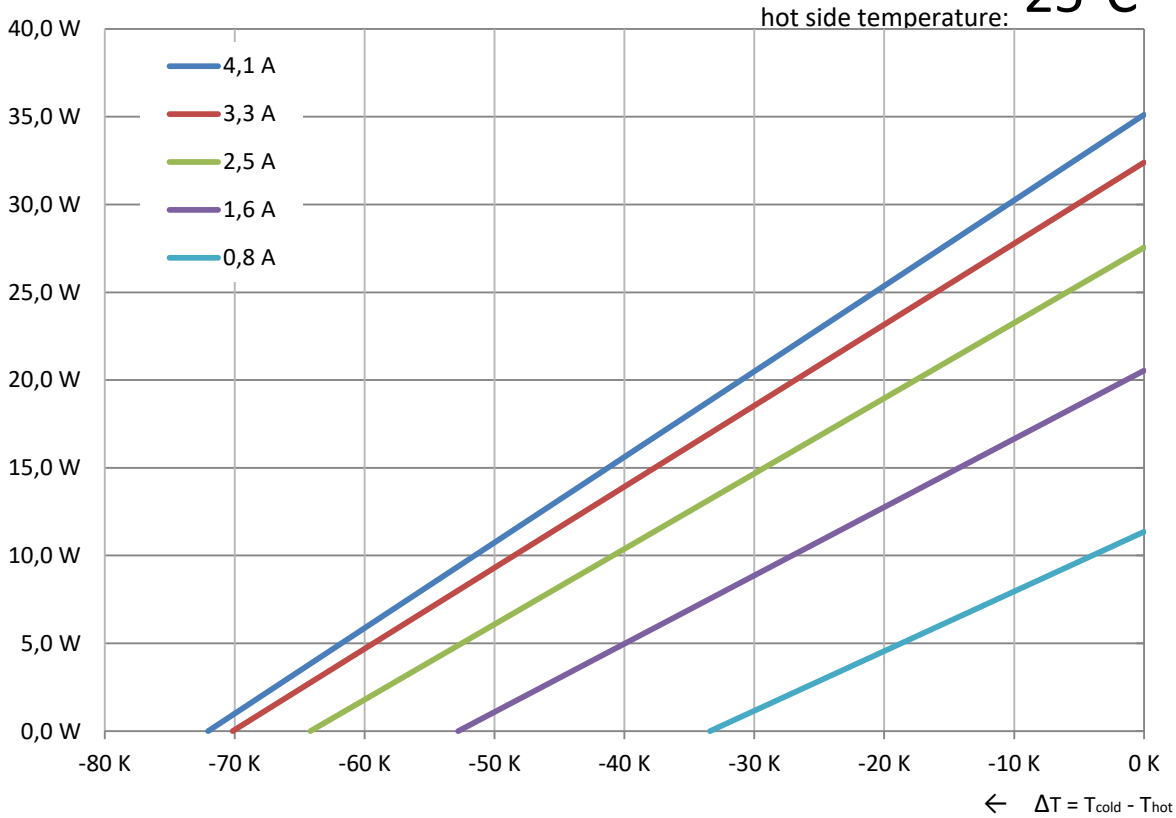
OPTIONS: X <sub>1</sub> =A	T <sub>max</sub> =100°C
X <sub>1</sub> =M	T <sub>max</sub> =200°C; high cycle resistance
X <sub>1</sub> =MM	T <sub>max</sub> =200°C; double high cycle resistance
X <sub>2</sub> =none	not sealed
X <sub>2</sub> =S	silicone sealed
X <sub>2</sub> =X	epoxy sealed
other specials: please contact Quick-Ohm	

**cold side and hot side ceramics: Al<sub>2</sub>O<sub>3</sub>, white 96%**  
**RoHS 2002/95/EC compliant**

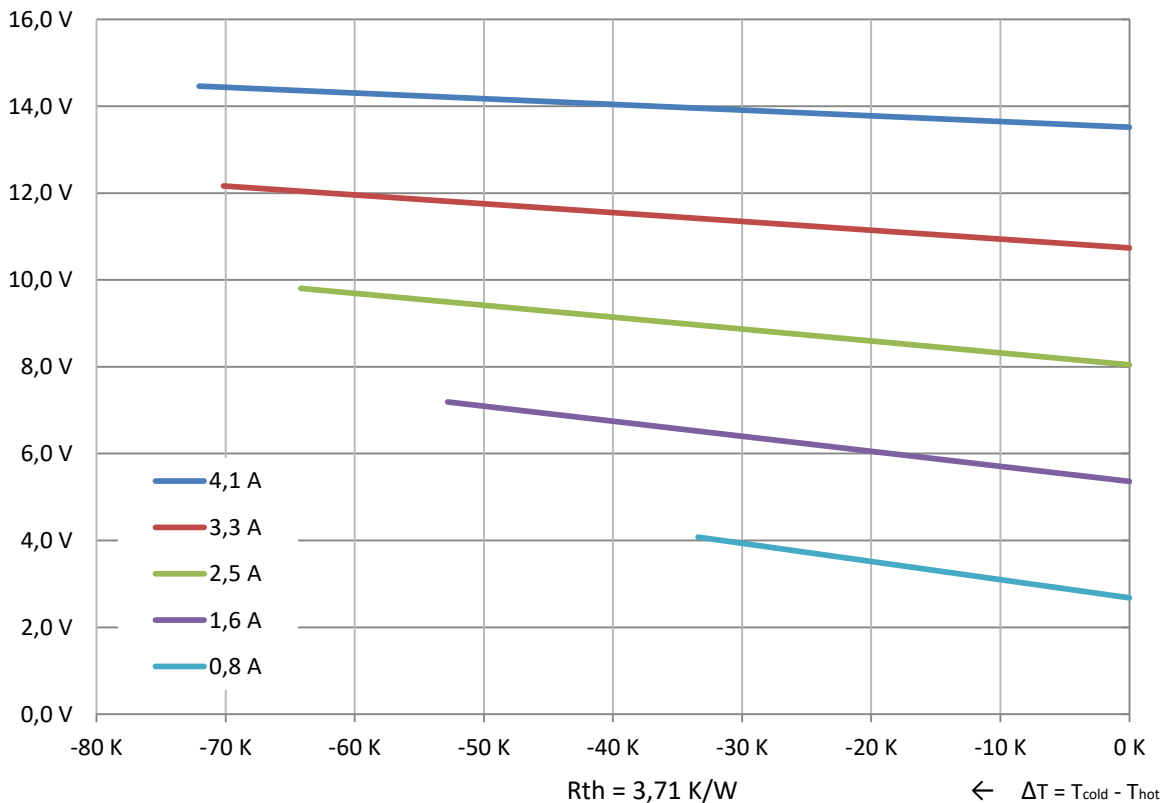
# QC-127-1.4-3.7

$T_{hot}$ :  
**25°C**

cooling power  
↑



↑ module voltage



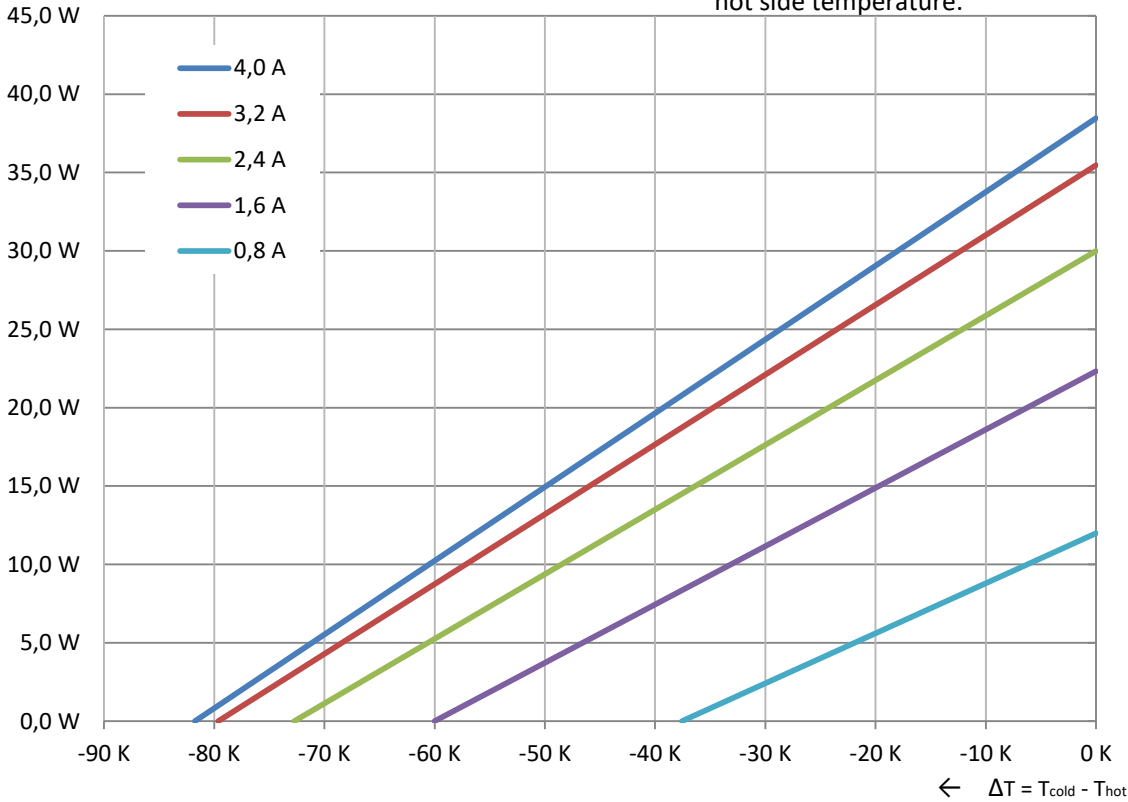
# QC-127-1.4-3.7

$T_{hot}$ :

50°C

cooling power  
↑

hot side temperature:



module voltage

